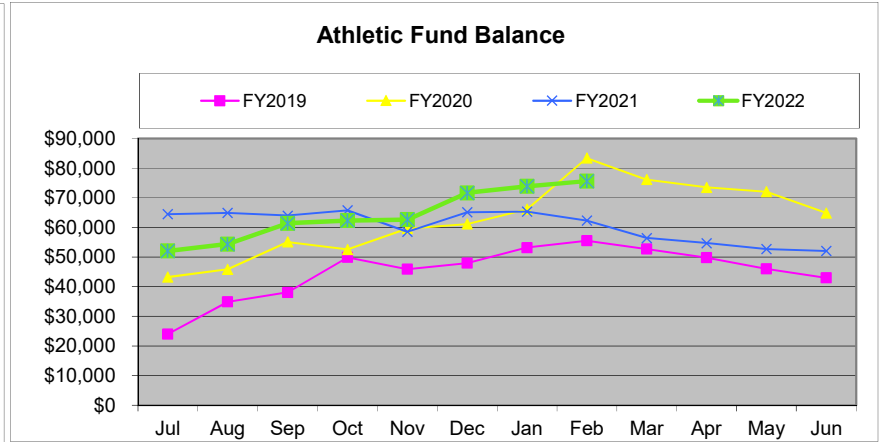
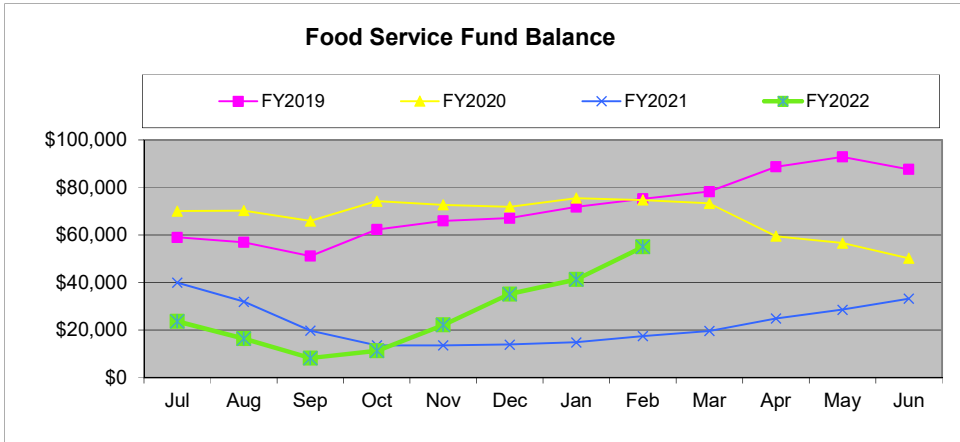


Lucas Local Schools
Monthly Finance Report
For the period ending: FEB 2022



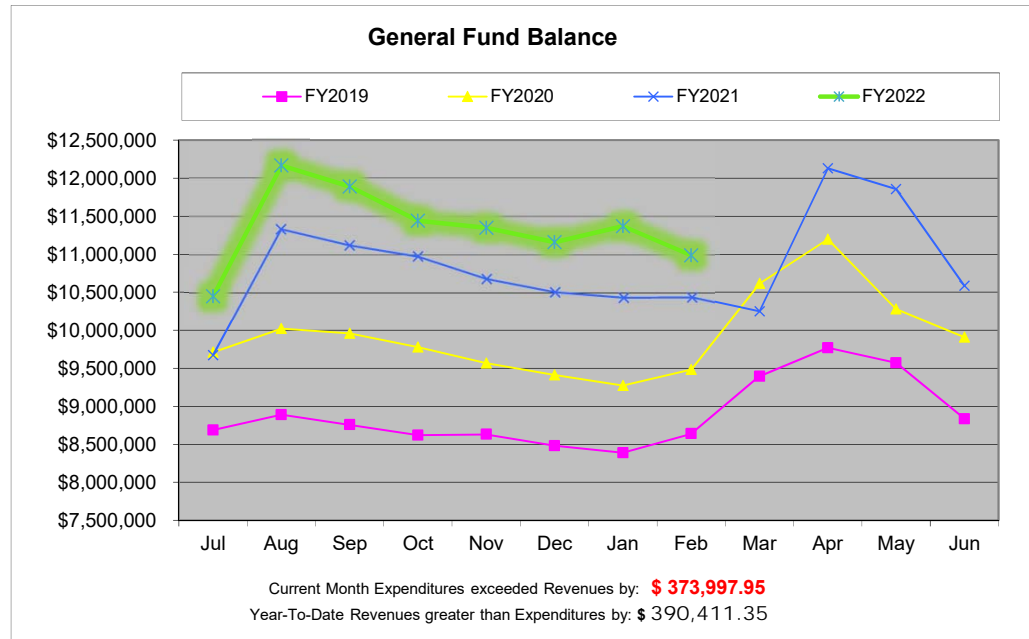
PERMANENT IMPROVEMENT FUND (003): \$ 1,056,929.64
CAPITAL PROJECTS FUND (070): \$1,111,790.40
Expenditures Current Month:
 STANDARD PLUMBING & HEATING PO 5220463 \$ 30,000.00

Total \$ **30,000.00**

Open Purchase Orders:
 GARMANN-MILLER & ASSOC. (FUND 003) \$ 5,000.00
 PO#5220500 (TRACK PROJECT)
 STANDARD PLUMBING \$ 34,980.00
 PO#5220463 - BOILER REPLACEMENT

Total \$ **39,980.00**

Amount Available for Projects: \$ 2,128,740.04



General Fund Information:
 Last Year ending cash balance June 30, 2021: \$10,583,589 Actual (updated 6/30/2021)
 Forecasted Ending cash balance June 30, 2022: \$11,865,207 updated 05/18/2021
 Forecasted Ending cash balance June 30, 2023: \$12,529,341 updated 05/18/2021
 Forecasted Ending cash balance June 30, 2024: \$ 12,648,014 updated 05/18/2021
 Forecasted Ending cash balance June 30, 2025: \$ 12,756,284 updated 05/18/2021

Gross Depository Balances:

Richland Bank General	\$148,000.00
Richland Bank Sweep	\$132,468.60
Richland Bank Payment	\$1,000.00
Richland Bank MM Savings	\$449,823.98
Star Ohio	\$9,261,879.73
Richland Bank Athletic	\$766.50

Total Depository Balances (Gross) \$9,993,938.81

Adjustments to Bank Balance:

Cash in Transit to Bank	\$0.00
Outstanding Checks	(\$16,993.45)
Adjustments:	
Athletic Checking	(\$766.50)

Total Adjustments to Bank Balance (\$17,759.95)

Investments:

Treasury Bonds and Notes	\$0.00
Certificate of Deposits	\$0.00
Other Securities	\$0.00
Other Investments:	
Richland Bank Investments (Cost Basis)	\$3,526,886.37

Total Investments \$3,526,886.37

Cash on Hand:

Petty Cash:	
BOARD OFFICE & ELEM PETTY CASH	\$100.00
HS & STUDENT ACT PETTY CASH	\$100.00
ATHLETICS PETTY CASH	\$500.00
FOOD SERVICE PETTY CASH	\$100.00
Change Cash:	
Cash with Fiscal Agent	\$0.00

Total Cash on Hand \$800.00

Total Balances \$13,503,865.23

Total Fund Balance \$13,503,865.23

Depository Clearance Accounts:

Total Clearance Account Balances \$0.00

Treasurer

LUCAS LOCAL SCHOOL DISTRICT

Cash Summary Report

FUND/SCC	Description	Initial Cash	MTD Received	FYTD Received	MTD Expended	FYTD Expended	Fund Balance	Encumbrance	Unencumbered Balance
001-0000	GENERAL FUND	\$ 10,583,589.32	\$ 245,640.65	\$ 4,556,983.57	\$ 602,509.17	\$ 4,130,894.68	\$ 11,009,678.21	\$ 714,289.11	\$ 10,295,389.10
001-9003	ECONOMIC DISADVANTAGED	14,345.63	(17,129.43)	(7,541.19)	0.00	980.00	5,824.44	0.00	5,824.44
001-9300	CASINO REVENUES SET ASIDE	(1,620.63)	0.00	32,755.96	0.00	59,912.31	(28,776.98)	8,619.05	(37,396.03)
003-9096	PERMANENT IMPROVEMENT	1,024,456.64	0.00	0.00	30,000.00	(32,473.00)	1,056,929.64	42,423.00	1,014,506.64
006-0000	FOOD SERVICES FUND	33,203.62	32,189.57	172,267.38	18,523.98	150,474.60	54,996.40	82,966.65	(27,970.25)
007-9001	SPECIAL TRUST - ELEM FACULTY	794.05	0.11	25.52	0.00	167.00	652.57	0.00	652.57
007-9003	SPECIAL TRUST - M.S. & H.S. FACULTY	157.02	0.02	25.12	0.00	65.00	117.14	0.00	117.14
007-9004	Cathy Gilbert Memorial	1,884.22	0.31	1.26	0.00	0.00	1,885.48	0.00	1,885.48
007-9011	MICHAEL C. FANELLO MEMORIAL SCHOLARSHIP	20,386.41	3.23	13.29	0.00	1,000.00	19,399.70	1,000.00	18,399.70
008-9095	ENDOWMENT FUND	9,787.74	1.63	6.51	0.00	0.00	9,794.25	500.00	9,294.25
008-9096	Scholarship fund Shelby Cooper	0.00	0.00	2,000.00	500.00	1,500.00	500.00	500.00	0.00
008-9099	ENDOWMENT-CHRISTINE WYKA SCHOLARSHIP	22,385.52	5.40	10,018.35	0.00	0.00	32,403.87	500.00	31,903.87
008-9100	LSSF SCHOLARSHIP FUND	5,000.33	0.00	1.14	0.00	5,000.00	1.47	0.00	1.47
018-9001	PUBLIC SCHOOL SUPPORT FUND - ELEMENTARY	7,596.25	4.38	725.54	195.00	1,333.00	6,988.79	100.00	6,888.79
018-9002	PUBLIC SCHOOL SUPPORT FUND - MIDDLE SCHOOL	1,427.70	0.00	0.00	50.36	320.36	1,107.34	4,840.00	(3,732.66)
018-9003	PUBLIC SCHOOL SUPPORT FUND - HIGH SCHOOL	3,322.22	0.00	1,400.08	0.00	1,149.90	3,572.40	1,480.00	2,092.40
018-9004	SUPT/TREAS FLOWER/FUNDRSR	20.88	0.00	135.00	0.00	50.00	105.88	78.00	27.88
019-9105	PARK NATIONAL BANK TEACHER GRANT M. WARNER	250.00	0.00	0.00	0.00	0.00	250.00	0.00	250.00
019-9501	Academic Booster's Mini Grant	1,057.74	0.00	0.00	0.00	0.00	1,057.74	0.00	1,057.74
019-9700	LUCAS LOCAL SCHOOL SUSTAINING FUND	10,023.18	0.00	26,001.63	1,069.07	26,486.98	9,537.83	995.45	8,542.38
020-0000	FARM	2,248.16	0.00	0.00	0.00	0.00	2,248.16	0.00	2,248.16
070-9021	CAPITAL PROJECTS FUND	1,000,000.00	111,790.40	111,790.40	0.00	0.00	1,111,790.40	0.00	1,111,790.40
200-9001	DRAMA CLUB-ELEMENTARY	86.56	0.00	0.00	0.00	0.00	86.56	0.00	86.56
200-9002	DRAMA CLUB-MIDDLE SCHOOL	665.08	0.00	0.00	0.00	0.00	665.08	0.00	665.08
200-9015	CLASS OF 2015	1,070.40	0.00	0.00	0.00	0.00	1,070.40	0.00	1,070.40
200-9016	CLASS OF 2016	1,679.92	0.00	0.00	0.00	1,679.92	0.00	0.00	0.00
200-9017	CLASS OF 2017	887.97	0.00	0.00	0.00	0.00	887.97	0.00	887.97
200-9018	CLASS OF 2018	1,112.23	0.00	0.00	0.00	0.00	1,112.23	0.00	1,112.23
200-9019	CLASS OF 2019	869.73	0.00	0.00	0.00	0.00	869.73	0.00	869.73
200-9020	CLASS OF 2020	0.00	0.00	0.00	0.00	0.00	0.00	0.00	0.00
200-9021	CLASS OF 2021	3,194.22	0.00	0.00	0.00	2,863.00	331.22	0.00	331.22
200-9022	CLASS OF 2022	1,073.84	7.00	2,963.81	0.00	1,795.00	2,242.65	1,800.00	442.65
200-9023	CLASS OF 2023	2,405.00	0.00	1,385.50	1,662.65	1,662.65	2,127.85	1,837.35	290.50
200-9024	CLASS OF 2024	620.00	0.00	700.00	0.00	0.00	1,320.00	0.00	1,320.00
200-9025	STUDENT MANAGED ACTIVITY	0.00	0.00	500.00	0.00	0.00	500.00	0.00	500.00

LUCAS LOCAL SCHOOL DISTRICT

Cash Summary Report

FUND/SCC	Description	Initial Cash	MTD Received	FYTD Received	MTD Expended	FYTD Expended	Fund Balance	Encumbrance	Unencumbered Balance
200-9125	FRENCH CLUB	\$ 1,151.71	\$ 0.00	\$ 0.00	\$ 0.00	\$ 0.00	\$ 1,151.71	\$ 0.00	\$ 1,151.71
200-9128	SPANISH CLUB	713.25	0.00	0.00	0.00	0.00	713.25	0.00	713.25
200-9144	DESTINATION IMAGINATION	64.16	0.00	0.00	0.00	0.00	64.16	0.00	64.16
200-9330	F F A	10,430.03	0.00	7,244.21	0.00	5,229.55	12,444.69	252.00	12,192.69
200-9440	MUSIC ACTIVITIES	9,757.64	0.00	1,768.10	0.00	539.72	10,986.02	513.74	10,472.28
200-9470	CHOIR	300.00	0.00	159.05	0.00	0.00	459.05	0.00	459.05
200-9611	ELEM STUDENT COUNCIL	2,027.61	42.78	1,013.07	0.00	503.35	2,537.33	30.33	2,507.00
200-9612	MIDDLE SCHOOL STUDENT COUNCIL	2,401.08	0.00	209.00	0.00	40.00	2,570.08	0.00	2,570.08
200-9613	HS STUDENT COUNCIL	3,339.76	23.00	1,423.00	59.40	772.87	3,989.89	572.60	3,417.29
200-9680	YEARBOOK	9,154.14	460.00	1,500.00	0.00	800.25	9,853.89	1,699.75	8,154.14
200-9690	NEWSPAPER	621.59	0.00	0.00	0.00	0.00	621.59	0.00	621.59
200-9710	LUCAS ACADEMIC HONOR SOCIETY	374.16	0.00	0.00	0.00	550.00	(175.84)	0.00	(175.84)
200-9810	LUCAS SCHOOLS PEP CLUB	632.60	0.00	0.00	0.00	0.00	632.60	0.00	632.60
300-9001	ELEM/MS LIBRARY	5,920.34	0.00	5,387.36	0.00	3,389.62	7,918.08	5,248.40	2,669.68
300-9003	HS LIBRARY	934.32	0.00	41.20	0.00	0.00	975.52	0.00	975.52
300-9500	ATHLETIC	52,069.22	5,019.72	67,299.55	3,226.13	43,734.31	75,634.46	31,751.28	43,883.18
300-9510	ATHLETICS - HS FOOTBALL	4,075.50	1,360.00	3,022.40	450.00	1,105.10	5,992.80	1,722.45	4,270.35
300-9511	ATHLETICS - MS FOOTBALL	87.67	0.00	0.00	0.00	0.00	87.67	0.00	87.67
300-9520	ATHLETICS - BOYS HS BASKETBALL	938.99	0.00	245.00	0.00	1,028.00	155.99	0.00	155.99
300-9521	ATHLETICS - BOYS MS BASKETBALL	98.61	0.00	0.00	0.00	0.00	98.61	0.00	98.61
300-9525	ATHLETICS - GIRLS HS BASKETBALL	581.80	0.00	0.00	0.00	544.00	37.80	0.00	37.80
300-9526	ATHLETICS - GIRLS MS BASKETBALL	52.44	0.00	0.00	0.00	0.00	52.44	0.00	52.44
300-9528	ATHLETICS - WRESTLING	3,900.11	0.00	0.00	0.00	0.00	3,900.11	0.00	3,900.11
300-9530	ATHLETICS - BASEBALL	819.63	0.00	4,700.00	260.00	260.00	5,259.63	2,373.00	2,886.63
300-9540	ATHLETICS - SOFTBALL	2,884.27	0.00	0.00	0.00	0.00	2,884.27	0.00	2,884.27
300-9550	ATHLETICS - HS VOLLEYBALL	1,776.97	0.00	1,116.00	0.00	2,113.18	779.79	0.00	779.79
300-9551	ATHLETICS - MS VOLLEYBALL	0.00	0.00	0.00	0.00	0.00	0.00	0.00	0.00
300-9553	ATHLETICS - HS CHEERLEADING	0.00	38.00	1,679.51	0.00	0.00	1,679.51	762.00	917.51
300-9554	ATHLETICS - MS CHEERLEADING	107.80	0.00	0.00	0.00	0.00	107.80	0.00	107.80
300-9560	ATHLETICS - HS CROSS COUNTRY	743.34	0.00	142.00	0.00	141.00	744.34	0.00	744.34
300-9561	ATHLETICS - MS CROSS COUNTRY	220.11	0.00	0.00	0.00	0.00	220.11	0.00	220.11
300-9570	ATHLETICS - HS TRACK & FIELD	2,262.99	0.00	165.00	0.00	0.00	2,427.99	0.00	2,427.99
300-9571	ATHLETICS - MS TRACK & FIELD	0.00	0.00	0.00	0.00	0.00	0.00	0.00	0.00
451-9021	eTech Ohio Connectivity Subsidy	0.00	0.00	0.00	0.00	0.00	0.00	0.00	0.00

LUCAS LOCAL SCHOOL DISTRICT

Cash Summary Report

FUND/SCC	Description	Initial Cash	MTD Received	FYTD Received	MTD Expended	FYTD Expended	Fund Balance	Encumbrance	Unencumbered Balance
451-9022	eTech Ohio Connectivity Subsidy	\$ 0.00	\$ 0.00	\$ 2,700.00	\$ 0.00	\$ 0.00	\$ 2,700.00	\$ 0.00	\$ 2,700.00
467-9020	Student Wellness and Success Fund FY20	10,554.63	0.00	0.00	0.00	0.00	10,554.63	10,554.63	0.00
467-9021	Student Wellness and Success Fund FY21	97,890.75	0.00	0.00	31,223.87	31,223.87	66,666.88	33,221.50	33,445.38
467-9022	Student Wellness and Success Fund FY21	0.00	0.00	0.00	0.00	1,000.00	(1,000.00)	10,000.00	(11,000.00)
499-9020	SCHOOL SAFETY GRANT	0.00	0.00	0.00	0.00	0.00	0.00	0.00	0.00
499-9021	SCHOOL SAFETY GRANT	2,055.39	0.00	0.00	0.00	2,055.39	0.00	0.00	0.00
499-9121	School Bus Purchase Program	0.00	0.00	0.00	0.00	0.00	0.00	0.00	0.00
507-9021	ESSER (Elem & Sec School Emergency Relief)	0.00	0.00	0.00	0.00	0.00	0.00	0.00	0.00
507-9022	ESSER II	0.00	23,337.92	185,584.87	14,407.97	199,992.84	(14,407.97)	11,747.19	(26,155.16)
507-9122	ARP ESSER	0.00	12,350.60	26,960.29	4,907.82	31,868.11	(4,907.82)	0.00	(4,907.82)
508-9021	GEER (Governor's Emergency Education Relief)	0.00	0.00	0.00	0.00	0.00	0.00	0.00	0.00
510-9021	CRF (Coronavirus Relief Fund)	0.00	0.00	0.00	0.00	0.00	0.00	0.00	0.00
510-9121	BroadBand Ohio Connectivity Grant	0.00	0.00	10,799.82	0.00	10,799.82	0.00	0.00	0.00
510-9221	CRF Rich Cty Commisioners	0.00	0.00	0.00	0.00	0.00	0.00	0.00	0.00
516-9020	IDEA FY-2020	0.00	0.00	0.00	0.00	0.00	0.00	0.00	0.00
516-9021	IDEA FY-2021	0.00	0.00	2,404.18	0.00	9,132.78	(6,728.60)	0.00	(6,728.60)
516-9022	IDEA FY-2021	0.00	20,943.97	64,438.82	7,960.12	72,398.94	(7,960.12)	10,000.00	(17,960.12)
572-9021	TITLE I FY-2021	0.00	(1,067.15)	(1,067.15)	(1,067.15)	(1,067.15)	0.00	1,067.15	(1,067.15)
572-9022	TITLE I FY-2021	0.00	8,315.46	26,918.17	5,086.37	32,004.54	(5,086.37)	0.00	(5,086.37)
572-9122	TITLE I DISADVANTAGED CHILDREN	0.00	0.00	2,079.29	0.00	2,079.29	0.00	0.00	0.00
584-9022	TITLE IV, PART A STUDENT SUPPORT AND ACADEM ENRICH	0.00	1,500.00	9,000.00	0.00	9,000.00	0.00	0.00	0.00
587-9021	ECSE FY-2021	0.00	0.00	4,538.69	0.00	4,538.69	0.00	0.00	0.00
587-9022	ECSE FY-2021	0.00	0.00	0.00	0.00	0.00	0.00	2,255.45	(2,255.45)
590-9021	TITLE II-A FY-2021	0.00	0.00	0.00	0.00	0.00	0.00	0.00	0.00
590-9022	TITLE II-A FY-2021	0.00	5,325.60	14,688.24	2,049.16	16,737.40	(2,049.16)	0.00	(2,049.16)
599-9021	TITLE IV-A Student Sprt & Acad Enrichment	0.00	0.00	0.00	0.00	0.00	0.00	0.00	0.00
599-9022	TITLE IV-A Student Sprt & Acad Enrichment	0.00	0.00	0.00	0.00	0.00	0.00	0.00	0.00
599-9917	REAP 7/1/2021-09/30/2022	0.00	0.00	0.00	0.00	0.00	0.00	0.00	0.00
599-9920	EPA Clean Diesel Rebate Program CFDA 66.039	0.00	0.00	0.00	0.00	0.00	0.00	0.00	0.00
599-9922	REAP 7/1/2020-09/30/2021	0.00	0.00	33,487.50	0.00	33,487.50	0.00	1,500.00	(1,500.00)
Grand Total		\$ 12,982,923.56	\$ 450,163.17	\$ 5,391,806.04	\$ 723,073.92	\$ 4,870,864.37	\$ 13,503,865.23	\$ 987,200.08	\$ 12,516,665.15

Lucas Local School District Investment Report

Invest #	Issue Date	Maturity Date	Description	Interest Rate	Invested Amount
1097	2/28/2018	2/28/2023	Ohio Valley Bank CD 677721CS9	2.600%	\$ 25,000.00
1110	3/21/2019	3/21/2022	Ally Bank CD 02007GJD6	2.700%	\$ 235,000.00
1093	10/13/2017	10/13/2022	Synchrony Bank CD 87165ENW3	2.350%	\$ 50,000.00
1096	1/10/2018	1/10/2023	Wells Fargo CD 979763MM5	2.600%	\$ 50,000.00
2101	8/11/2021	2/17/2023	Goldman Sachs Bk USA	0.200%	\$ 150,000.00
2102	8/11/2021	2/27/2023	UBS Bk USA Salt Lake City UT	0.200%	\$ 150,000.00
2112	10/1/2021	10/10/2023	Synchrony Bank CD 87165he63	0.400%	\$ 198,000.00
1094	12/5/2017	12/5/2022	American Express Centurion CD 02587D2Q0	2.500%	\$ 200,000.00
1095	12/15/2017	12/15/2022	First NE Bank Nebraska CD 33583FAC6	2.250%	\$ 200,000.00
2110	9/9/2021	9/8/2023	Industrial & Colm Bk China 45581ECQ2	0.250%	\$ 200,000.00
2113	9/15/2021	9/15/2023	Vertex Cmnty Bk NA Dallas 923450cp3	0.200%	\$ 200,000.00
2114	11/18/2021	11/24/2023	Capital One Natl Assn Va	0.500%	\$ 200,000.00
2111	9/15/2021	12/15/2023	Bank Ozk 06417nb69	0.180%	\$ 200,000.00
1098	3/6/2018	3/6/2023	State Bank of India ny 856285JS1	3.000%	\$ 225,000.00
1208	9/20/2019	9/20/2022	BMW Bank North America 05580ASH8	1.850%	\$ 235,000.00
2112	9/15/2021	9/15/2022	BankUnited Natl Assn Miami 066519RG6	0.100%	\$ 248,000.00
1090	8/31/2017	2/28/2022	Bridgewater Bank Bloom MN 108622FX4	1.900%	\$ 250,000.00
1087	8/16/2014	8/23/2022	Sallie Mae Bank/SAL 795450D36	2.335%	\$ 250,000.00
1091	9/1/2017	9/1/2022	Discover Bank CD 254673BE5	2.300%	\$ 250,000.00

Start Date: 020122

End Date: 022822

LUCAS LOCAL SCHOOL DISTRICT MONTHLY CHECK REGISTER

Check Number	Type	Date	Name	Vendor #	Status	Reconcile Date	Void Date	Amount
0	PAYROLL	2/4/2022	LUCAS LOCAL SCHOOL DISTRICT		RECONCILED	2/4/2022		\$ 140,586.70
0	PAYROLL	2/18/2022	LUCAS LOCAL SCHOOL DISTRICT		RECONCILED	2/18/2022		138,683.43
0	ACCOUNTS_PAYABLE	2/26/2022	CENTURYLINK	131227	RECONCILED	2/26/2022		57.49
0	ACCOUNTS_PAYABLE	2/26/2022	DIRECT ENERGY BUSINESS	931258	RECONCILED	2/26/2022		2,336.34
0	ACCOUNTS_PAYABLE	2/26/2022	FIRELANDS ELECTRIC COOP	988500	RECONCILED	2/26/2022		664.34
0	ACCOUNTS_PAYABLE	2/18/2022	HERITAGE COOPERATIVE	396983	RECONCILED	2/26/2022		2,936.60
0	ACCOUNTS_PAYABLE	2/26/2022	HILLYARD OHIO	232220	RECONCILED	2/26/2022		501.30
0	ACCOUNTS_PAYABLE	2/26/2022	LOWE'S CREDIT SERVICES	165615	RECONCILED	2/26/2022		301.32
0	ACCOUNTS_PAYABLE	2/26/2022	OHIO.NET INTERNET PROVIDERS	931559	RECONCILED	2/26/2022		175.98
0	REFUND	2/7/2022	OHIO DEPT OF EDUCATION	207570	RECONCILED	2/9/2022		1,067.15
0	ACCOUNTS_PAYABLE	2/17/2022	RICHLAND BANK	900300	RECONCILED	2/22/2022		3,818.60
0	ACCOUNTS_PAYABLE	2/26/2022	RICHLAND BANK	900300	RECONCILED	2/26/2022		1,000.00
0	ACCOUNTS_PAYABLE	2/26/2022	PITNEY BOWES	997301	RECONCILED	2/26/2022		500.00
0	ACCOUNTS_PAYABLE	2/4/2022	SCHOOL EMPLOYEES RETIREMENT	902003	RECONCILED	2/4/2022		6,441.00
0	ACCOUNTS_PAYABLE	2/18/2022	SCHOOL EMPLOYEES RETIREMENT	902003	RECONCILED	2/18/2022		2,532.02
0	ACCOUNTS_PAYABLE	2/18/2022	SCHOOL EMPLOYEES RETIREMENT	902003	OUTSTANDING			6,441.00
0	ACCOUNTS_PAYABLE	2/26/2022	SPECTRUM COMMUNICATIONS	902009	RECONCILED	2/28/2022		268.88
0	ACCOUNTS_PAYABLE	2/4/2022	STATE TEACHERS RETIREMENT SYST	902002	RECONCILED	2/4/2022		17,214.00
0	ACCOUNTS_PAYABLE	2/18/2022	STATE TEACHERS RETIREMENT SYST	902002	RECONCILED	2/18/2022		2,744.64
0	ACCOUNTS_PAYABLE	2/18/2022	STATE TEACHERS RETIREMENT SYST	902002	OUTSTANDING			17,214.00
0	ACCOUNTS_PAYABLE	2/26/2022	US Bank One Card	131127	RECONCILED	2/26/2022		4,393.24
22193	ACCOUNTS_PAYABLE	2/7/2022	SPENCER ADAMS	1075	RECONCILED	2/9/2022		128.22
22194	ACCOUNTS_PAYABLE	2/7/2022	ADVANCE AUTO PARTS	45800	RECONCILED	2/14/2022		69.48
22195	ACCOUNTS_PAYABLE	2/7/2022	AGPARTS WORLDWIDE, INC.	8852	RECONCILED	2/15/2022		300.65
22196	ACCOUNTS_PAYABLE	2/7/2022	CARDINAL BUS SALES	396769	RECONCILED	2/11/2022		299.94
22197	ACCOUNTS_PAYABLE	2/7/2022	COLUMBUS STATE COMM COL BOOKSTORE	131777	RECONCILED	2/17/2022		608.40
22198	ACCOUNTS_PAYABLE	2/7/2022	EASY GRAPHICS CORP	131445	RECONCILED	2/15/2022		376.29
22199	ACCOUNTS_PAYABLE	2/7/2022	G & L SUPPLY CO	96450	RECONCILED	2/14/2022		47.50
22200	ACCOUNTS_PAYABLE	2/7/2022	GRAINGER INC	105375	RECONCILED	2/14/2022		250.28
22201	ACCOUNTS_PAYABLE	2/7/2022	KIMBALL MIDWEST	397105	RECONCILED	2/11/2022		67.27
22202	ACCOUNTS_PAYABLE	2/7/2022	MNCO	203925	RECONCILED	2/18/2022		89.00
22203	ACCOUNTS_PAYABLE	2/7/2022	OSBA	206425	RECONCILED	2/17/2022		8,951.00
22204	ACCOUNTS_PAYABLE	2/7/2022	PRO AUTO BODY, INC	217375	RECONCILED	2/17/2022		500.00
22205	ACCOUNTS_PAYABLE	2/7/2022	RICHLAND COUNTY	229025	RECONCILED	2/16/2022		31,223.87
22206	ACCOUNTS_PAYABLE	2/7/2022	RIVER EDUCATION SERVICES LLC	131397	RECONCILED	2/15/2022		19,575.00
22207	ACCOUNTS_PAYABLE	2/7/2022	TIFFANY SHAFER	327542	RECONCILED	2/8/2022		325.00
22208	ACCOUNTS_PAYABLE	2/7/2022	SHELLY SMITH & SONS LTD	242985	RECONCILED	2/14/2022		385.00
22209	ACCOUNTS_PAYABLE	2/7/2022	STANDARD PLUMBING &	257100	RECONCILED	2/11/2022		30,000.00

Start Date: 020122

End Date: 022822

LUCAS LOCAL SCHOOL DISTRICT MONTHLY CHECK REGISTER

Check Number	Type	Date	Name	Vendor #	Status	Reconcile Date	Void Date	Amount
22210	ACCOUNTS_PAYABLE	2/7/2022	T A C	266500	RECONCILED	2/14/2022		\$ 392.22
22211	ACCOUNTS_PAYABLE	2/7/2022	Treasurer of State	131124	RECONCILED	2/14/2022		90.00
22212	ACCOUNTS_PAYABLE	2/7/2022	TRUCK SALES & SERVICE, INC.	116090	RECONCILED	2/11/2022		286.02
22213	ACCOUNTS_PAYABLE	2/7/2022	VILLAGE OF LUCAS	276380	RECONCILED	2/9/2022		7,798.31
22214	ACCOUNTS_PAYABLE	2/10/2022	ALFRED NICKLES BAKERY	204500	RECONCILED	2/16/2022		157.30
22215	ACCOUNTS_PAYABLE	2/10/2022	CDW-G	396372	RECONCILED	2/22/2022		1,592.28
22216	ACCOUNTS_PAYABLE	2/10/2022	CINTAS CORPORATION #003	131183	RECONCILED	2/22/2022		88.14
22217	ACCOUNTS_PAYABLE	2/10/2022	ECOLAB	396885	RECONCILED	2/16/2022		783.96
22218	ACCOUNTS_PAYABLE	2/10/2022	GORDON FOOD SERVICE	105225	RECONCILED	2/15/2022		6,532.78
22219	ACCOUNTS_PAYABLE	2/10/2022	LOUDONVILLE-PERRYSVILLE	396490	RECONCILED	2/14/2022		175.00
22220	ACCOUNTS_PAYABLE	2/10/2022	COMDOC, INC.	178795	RECONCILED	2/16/2022		484.82
22221	ACCOUNTS_PAYABLE	2/10/2022	NCOCC	205075	RECONCILED	2/18/2022		206.50
22222	ACCOUNTS_PAYABLE	2/10/2022	NORTH CENTRAL STATE COLLEGE	131289	RECONCILED	2/16/2022		102.99
22223	ACCOUNTS_PAYABLE	2/10/2022	OASBO	396932	RECONCILED	2/25/2022		200.00
22224	ACCOUNTS_PAYABLE	2/10/2022	RICHLAND PUBLIC HEALTH	228645	RECONCILED	2/15/2022		239.50
22225	ACCOUNTS_PAYABLE	2/10/2022	RIGHTWAY FOOD SERVICE	397070	RECONCILED	2/16/2022		234.15
22226	ACCOUNTS_PAYABLE	2/10/2022	SMITHFOODS INC	252305	RECONCILED	2/16/2022		1,512.08
22227	ACCOUNTS_PAYABLE	2/10/2022	TEAM SPORTS INC	131372	RECONCILED	2/16/2022		1,480.00
22228	ACCOUNTS_PAYABLE	2/15/2022	AGRICULTURAL DESIGN INC.	131694	RECONCILED	2/28/2022		8,000.00
22229	ACCOUNTS_PAYABLE	2/15/2022	COLUMBIA GAS	55990	RECONCILED	2/23/2022		1,631.06
22230	ACCOUNTS_PAYABLE	2/15/2022	JACKET BOOSTERS INC	133500	OUTSTANDING			120.00
22231	ACCOUNTS_PAYABLE	2/18/2022	ABSOLUTE PEST CONTROL	131381	RECONCILED	2/25/2022		63.00
22232	ACCOUNTS_PAYABLE	2/18/2022	ADVANCE AUTO PARTS	45800	RECONCILED	2/24/2022		10.84
22233	ACCOUNTS_PAYABLE	2/18/2022	CARDINAL BUS SALES	396769	RECONCILED	2/24/2022		843.09
22234	ACCOUNTS_PAYABLE	2/18/2022	EJ THERAPY INC	396559	RECONCILED	2/25/2022		7,252.50
22235	ACCOUNTS_PAYABLE	2/18/2022	FAMILY LIFE COUNSELING &	131589	RECONCILED	2/25/2022		7,500.00
22236	ACCOUNTS_PAYABLE	2/18/2022	FOLLETT SCHOOL SOLUTIONS INC.	91875	RECONCILED	2/24/2022		69.07
22237	ACCOUNTS_PAYABLE	2/18/2022	GOOD VIEW LAWN CARE	131773	RECONCILED	2/23/2022		1,750.00
22238	ACCOUNTS_PAYABLE	2/18/2022	GRAINGER INC	105375	RECONCILED	2/23/2022		1,771.54
22239	ACCOUNTS_PAYABLE	2/18/2022	KOORSEN FIRE & SECURITY	396614	RECONCILED	2/24/2022		245.28
22240	ACCOUNTS_PAYABLE	2/18/2022	MAPLETON H.S.	179510	RECONCILED	2/24/2022		200.00
22241	ACCOUNTS_PAYABLE	2/18/2022	MOUNT VERNON	197765	OUTSTANDING			39.73
22242	ACCOUNTS_PAYABLE	2/18/2022	NAPA AUTO PARTS	397311	RECONCILED	2/24/2022		752.79
22243	ACCOUNTS_PAYABLE	2/18/2022	NCOCC	205075	RECONCILED	2/25/2022		151.00
22244	ACCOUNTS_PAYABLE	2/18/2022	OHIO HEALTH CONSORTIUM INC.	131307	RECONCILED	2/23/2022		77.00
22245	ACCOUNTS_PAYABLE	2/18/2022	PETERS, KALIAL & MARKAKIS	183088	RECONCILED	2/23/2022		792.00
22246	ACCOUNTS_PAYABLE	2/18/2022	PIN HOOK MEATS	131425	OUTSTANDING			195.00
22247	ACCOUNTS_PAYABLE	2/18/2022	PORTA PHONE CO	215670	RECONCILED	2/25/2022		450.00
22248	ACCOUNTS_PAYABLE	2/18/2022	SMETZ'S TIRE CENTER	252175	RECONCILED	2/24/2022		2,273.70

Start Date: 020122

End Date: 022822

LUCAS LOCAL SCHOOL DISTRICT
MONTHLY CHECK REGISTER

Check Number	Type	Date	Name	Vendor #	Status	Reconcile Date	Void Date	Amount
22249	ACCOUNTS_PAYABLE	2/18/2022	SPIRE ADVERTISING	256557	RECONCILED	2/23/2022		\$ 1,500.00
22250	ACCOUNTS_PAYABLE	2/18/2022	STANTONS SHEET MUSIC	257255	RECONCILED	2/23/2022		167.58
22251	ACCOUNTS_PAYABLE	2/18/2022	T A C	266500	RECONCILED	2/24/2022		173.16
22252	ACCOUNTS_PAYABLE	2/18/2022	THE UNIVERSITY OF FINDLAY	268085	RECONCILED	2/23/2022		175.00
22253	ACCOUNTS_PAYABLE	2/18/2022	TRUCK SALES & SERVICE, INC.	116090	RECONCILED	2/23/2022		113.47
22254	ACCOUNTS_PAYABLE	2/18/2022	VARITRONICS, LLC	397182	RECONCILED	2/23/2022		970.06
22255	ACCOUNTS_PAYABLE	2/18/2022	STARK COUNTY COG	397268	RECONCILED	2/23/2022		56,154.49
22256	ACCOUNTS_PAYABLE	2/25/2022	BLEVINS TIRES	26520	OUTSTANDING			750.00
22257	ACCOUNTS_PAYABLE	2/25/2022	ESC OF CENTRAL OHIO	397294	OUTSTANDING			5,868.70
22258	ACCOUNTS_PAYABLE	2/25/2022	G & L SUPPLY CO	96450	OUTSTANDING			1,388.55
22259	ACCOUNTS_PAYABLE	2/25/2022	GAME ONE	131372	OUTSTANDING			260.00
22260	ACCOUNTS_PAYABLE	2/25/2022	GIONINIO'S PIZZA	397180	OUTSTANDING			29.50
22261	ACCOUNTS_PAYABLE	2/25/2022	JAMIE GROVER	106999	OUTSTANDING			500.00
22262	ACCOUNTS_PAYABLE	2/25/2022	JOSTENS INC	141530	OUTSTANDING			57.01
22263	ACCOUNTS_PAYABLE	2/25/2022	Kenworth of Columbus	131151	OUTSTANDING			170.42
22264	ACCOUNTS_PAYABLE	2/25/2022	CASTLE OPERATIONS LTD	396336	RECONCILED	2/28/2022		1,662.65
22265	ACCOUNTS_PAYABLE	2/25/2022	MAXIM HEALTHCARE SERVICES	131600	OUTSTANDING			1,150.00
22266	ACCOUNTS_PAYABLE	2/25/2022	NAPA AUTO PARTS	397311	OUTSTANDING			69.62
22267	ACCOUNTS_PAYABLE	2/25/2022	DISTRICT 9 TREASURER	206362	OUTSTANDING			30.00
22268	ACCOUNTS_PAYABLE	2/25/2022	RIVER EDUCATION SERVICES LLC	131397	OUTSTANDING			3,770.00
22269	ACCOUNTS_PAYABLE	2/25/2022	SCHOOL SPECIALTY LLC	238221	OUTSTANDING			24.92
22270	ACCOUNTS_PAYABLE	2/25/2022	KLEEM, INC.	155600	OUTSTANDING			1,000.00
Grand Total								\$ 575,603.71

LUCAS LOCAL SCHOOL DISTRICT
Monthly Summary of Revenues by Fund

Fund	Description	FYTD Receivable	FYTD Actual Receipts	MTD Actual Receipts	FYTD Balance Receivable	FYTD Percent Receivable
001	GENERAL	\$ 7,744,179.49	\$ 4,582,198.34	\$ 228,511.22	\$ 3,161,981.15	59.17 %
003	PERMANENT IMPROVEMENT	0.00	0.00	0.00	0.00	0.00
006	FOOD SERVICE	200,573.00	172,267.38	32,189.57	28,305.62	85.89
007	SPECIAL TRUST	47.00	65.19	3.67	(18.19)	138.70
008	ENDOWMENT	3,555.00	12,026.00	7.03	(8,471.00)	338.28
018	PUBLIC SCHOOL SUPPORT	2,256.24	2,260.62	4.38	(4.38)	100.19
019	OTHER GRANT	26,001.63	26,001.63	0.00	0.00	100.00
020	SPECIAL ENTERPRISE FUND	0.00	0.00	0.00	0.00	0.00
070	CAPITAL PROJECTS	75,000.00	111,790.40	111,790.40	(36,790.40)	149.05
200	STUDENT MANAGED ACTIVITY	17,775.00	18,865.74	532.78	(1,090.74)	106.14
300	DISTRICT MANAGED ACTIVITY	85,830.00	83,798.02	6,417.72	2,031.98	97.63
451	DATA COMMUNICATION FUND	5,400.00	2,700.00	0.00	2,700.00	50.00
467	Student Wellness and Success Fund	0.00	0.00	0.00	0.00	0.00
499	MISCELLANEOUS STATE GRANT FUND	0.00	0.00	0.00	0.00	0.00
507	ELEMENTARY AND SECONDARY SCHOOL EMERGENCY RELIEF FUND	331,563.89	212,545.16	35,688.52	119,018.73	64.10
508	GOVERNOR'S EMERGENCY EDUCATION RELIEF FUND	0.00	0.00	0.00	0.00	0.00
510	CORONA VIRUS RELIEF FUND	10,799.82	10,799.82	0.00	0.00	100.00
516	IDEA PART B GRANTS	117,724.65	66,843.00	20,943.97	50,881.65	56.78
572	TITLE I DISADVANTAGED CHILDREN	81,902.87	27,930.31	7,248.31	53,972.56	34.10
584	TITLE IV, PART A STUDENT SUPP AND ACADEMIC ENRICH	10,000.00	9,000.00	1,500.00	1,000.00	90.00
587	IDEA PRESCHOOL-HANDICAPPED	2,255.45	4,538.69	0.00	(2,283.24)	201.23
590	IMPROVING TEACHER QUALITY	16,737.40	14,688.24	5,325.60	2,049.16	87.76
599	MISCELLANEOUS FED. GRANT FUND	33,487.50	33,487.50	0.00	0.00	100.00
Grand Total		\$ 8,765,088.94	\$ 5,391,806.04	\$ 450,163.17	\$ 3,373,282.90	

LUCAS LOCAL SCHOOL DISTRICT

Spending Plan Summary

ODE Line Number	Monthly Estimate	Monthly Actual	Monthly Difference	FYTD Estimate	FYTD Actual	FYTD Difference
01.010 General Property (Real Estate)	\$ 204,472.00	\$ 0.00	\$ (204,472.00)	\$ 984,213.00	\$ 742,677.04	\$ (241,535.96)
01.020 Tangible Personal Property Tax	3,684.00	0.00	(3,684.00)	1,111,527.00	1,126,530.02	15,003.02
01.030 Income Tax	0.00	0.00	0.00	0.00	0.00	0.00
01.035 Unrestricted Grants-in-Aid	209,693.00	195,705.27	(13,987.73)	1,707,343.00	2,052,045.30	344,702.30
01.040 Restricted Grants-in-Aid	3,539.00	4,664.79	1,125.79	21,364.00	112,092.92	90,728.92
01.045 Restricted Federal Grants-in-Aid - SFSF	0.00	0.00	0.00	0.00	0.00	0.00
01.050 Property Tax Allocation	4,137.00	0.00	(4,137.00)	175,261.00	156,866.63	(18,394.37)
01.060 All Other Operating Revenue	31,728.00	28,141.16	(3,586.84)	453,842.00	349,926.19	(103,915.81)
01.070 Total Revenue	457,253.00	228,511.22	(228,741.78)	4,453,550.00	4,540,138.10	86,588.10
02.010 Proceeds from Sale of Notes	0.00	0.00	0.00	0.00	0.00	0.00
02.020 State Emergency Loans & Advancements (Approved)	0.00	0.00	0.00	0.00	0.00	0.00
02.040 Operating Transfers-In	0.00	0.00	0.00	0.00	0.00	0.00
02.050 Advances-In	0.00	0.00	0.00	0.00	17,742.69	17,742.69
02.060 All Other Financial Sources	0.00	0.00	0.00	0.00	24,317.55	24,317.55
02.070 Total Other Financing Sources	0.00	0.00	0.00	0.00	42,060.24	42,060.24
02.080 Total Revenues and Other Financing Sources	457,253.00	228,511.22	(228,741.78)	4,453,550.00	4,582,198.34	128,648.34
03.010 Personal Services	281,405.00	264,301.77	(17,103.23)	2,323,689.00	2,223,137.22	(100,551.78)
03.020 Employees' Retirement/Insurance Benefits	95,410.00	106,518.55	11,108.55	791,496.00	791,288.95	(207.05)
03.030 Purchased Services	156,330.00	90,152.36	(66,177.64)	1,106,300.00	632,984.36	(473,315.64)
03.040 Supplies and Materials	43,911.00	14,705.93	(29,205.07)	353,844.00	307,340.83	(46,503.17)
03.050 Capital Outlay	14,876.00	5,663.36	(9,212.64)	209,032.00	36,281.57	(172,750.43)
03.060 Intergovernmental	0.00	0.00	0.00	0.00	0.00	0.00
04.010 Debt Service: All Principal (Historical)	0.00	0.00	0.00	0.00	0.00	0.00
04.020 Debt Service: Principal-Notes	0.00	0.00	0.00	0.00	0.00	0.00
04.030 Debt Service: Principal - State Loans	7,310.00	0.00	(7,310.00)	72,620.00	0.00	(72,620.00)
04.040 Debt Service: Principal - State Advancements	0.00	0.00	0.00	0.00	0.00	0.00
04.050 Debt Service: Principal - HB 264 Loans	0.00	0.00	0.00	0.00	37,000.00	37,000.00
04.055 Debt Service: Principal - Other	0.00	0.00	0.00	0.00	0.00	0.00
04.060 Debt Service: Interest and Fiscal Charges	0.00	0.00	0.00	0.00	260.99	260.99
04.300 Other Objects	0.00	9,376.80	9,376.80	0.00	51,702.67	51,702.67
04.500 Total Expenditures	599,242.00	490,718.77	(108,523.23)	4,856,981.00	4,079,996.59	(776,984.41)
05.010 Operational Transfers - Out	0.00	111,790.40	111,790.40	0.00	111,790.40	111,790.40
05.020 Advances - Out	0.00	0.00	0.00	0.00	0.00	0.00
05.030 All Other Financing Uses	0.00	0.00	0.00	0.00	0.00	0.00
05.040 Total Other Financing Uses	0.00	111,790.40	111,790.40	0.00	111,790.40	111,790.40
05.050 Total Expenditure and Other Financing Uses	599,242.00	602,509.17	3,267.17	4,856,981.00	4,191,786.99	(665,194.01)
06.010 Excess Rev & Oth Financing Sources over(under) Exp & Oth F	(141,989.00)	(373,997.95)	(232,008.95)	(403,431.00)	390,411.35	793,842.35
07.010 Cash Balance-July1 -Excluding Proposed Renew/Replace & New	0.00	11,360,723.62	11,360,723.62	0.00	10,596,314.32	10,596,314.32
07.020 Cash Balance June 30	(141,989.00)	10,986,725.67	11,128,714.67	(403,431.00)	10,986,725.67	11,390,156.67
08.010 Estimated Encumbrances June 30	0.00	722,908.16	722,908.16	0.00	722,908.16	722,908.16